

# THERMAL ANALYSIS OF SOLAR FLAT PLATE COLLECTOR

<sup>1</sup>PULAGUM GANESH REDDY

*M-Tech Scholar (Thermal Engineering)*

DEPARTMENT OF MECHANICAL ENGINEERING, SRI MITTAPALLI COLLEGE OF  
ENGINEERING, GUNTUR, INDIA

<sup>2</sup>B.KIRAN KUMAR

*Assistant Professor & HOD*

\*\*\*

**Abstract:** Energy is a significant prerequisite for the innovative and modern improvement of any country. Among the various fuel sources, sun based energy and biogas are distinguished as perfect, protected, maintainable, bounteously accessible fuel source with least ecological requirement. the gathering of biogas from natural waste could likewise be a temperature subordinate interaction. There are three ideal temperature ranges for creating methanogens which is responsible for creation of biogas. They are: psychrophilic ( $\leq 293$  K), mesophilic (303 – 313K) and thermophilic (323 K – 333 K). this may be accomplished by warming of feedstock inside the biogas digester through a gadget which has essential working liquid as water and is warmed with sun oriented warm authority. Since sunlight based energy shifts generally during the day and furthermore eager to climate likewise as period of the year, using the sun based energy in proceeds with way is troublesome. Further, calculation, shape and size of the water tubes (riser tube) assume a pivotal part in heat move. In this way there is a necessity to attempt detail test likewise as mathematical examination on sort of authorities (straight and twisted cylinder) on execution of sun oriented water warming framework. The fluctuating idea of sunlight based force limits its interest for different applications. Coordinating the sunlight based dish with the nuclear power stockpiling framework (TES) utilizing paraffin as stage change material is good answer for smoothen the irregularity.

\*\*\*

## INTRODUCTION

The use of the incorporated sun based warm framework for biogas creation measure with controlling gadget is feasible to deal with the biogas digester at  $308 \pm 2$  K. This was through with the help of controlling gadgets like solenoid valves, Arduino microcontroller, engine driving modules, indoor regulator and DC voltage supply close by the sun based waterwarming plant and warm stockpiling. The C language program with vital calculations assisted with fostering the association between the temperature of the biogas digester and shell tank. This calculation was fundamental for redirecting the water stream off from the shell tank when the shell temperature surpasses as far as possible. Additionally when the shell temperature falls beneath wanted Thermal Analysis of Solar Flat Plate Collector with Heat Storage limit, the solenoidal valves are balanced to figure for something very similar. During this, the glow energy is put away/delivered in/from the LHS framework.

Moreover, the most extreme mistake deviation inside the expectation of outlet water and safeguard plate temperature was seen to be yet 6% and 4%, separately for both straight and bowed cylinder gatherers. Both

the test and consequently the mathematical outcomes showed the commonness of the bowed cylinder game plan as opposed to straight cylinder. Also, the mathematical and trial consequences of the paraffin filled LHS uncovered a most extreme deviation of  $\sim 5$  K during charging and  $\sim 7$  K during the releasing cycle. The low worth of blunder builds up the self-importance inside the prescient capacities of the created mathematical model.

## Preface

Energy is a significant necessity for the mechanical and modern advancement of any country. The requests of energy throughout the previous two centuries have been met basically by using petroleum derivatives. Because of the petroleum derivative consumption and discharge of poisons falling apart the climate, scientists are concentrating on abusing environmentally friendly power sources and innovations. A portion of these are sun oriented energy, wind energy, bioenergy and geothermal energy. Among the different environmentally friendly power sources, sun oriented energy and energy from biogas have been distinguished as fuel sources, which are modest, protected, manageable and bounteously accessible with least ecological imperative.

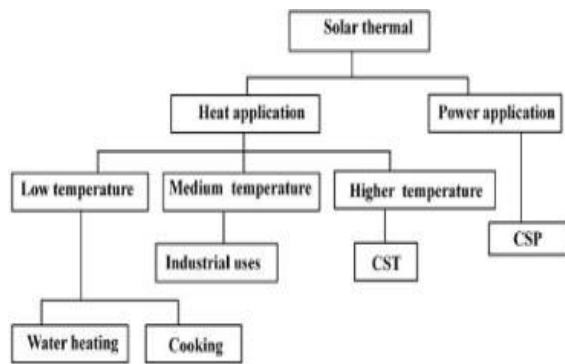


Fig.1.1 Classification of solar thermal collectors Flat plate collector

Hottel and Whillier fostered the first legitimate FPC with experimental relationships in 1950 (Vishal et al 2017). The FPC comprise of: (i) straightforward cover which assists with sending the sun oriented radiation to the plate, better exchange of sun based radiation to the safeguard plate and decrease in radiative and convective warmth misfortune from the outside of safeguard plate (ii) safeguard plate to assimilate the brilliant sun based energy (iii) tube(s) with working liquid to ingest heat from the safeguard plate and (iv) protected packaging to dispose of misfortunes from the authority (Karanth 2015). The straightforward cover which is for the most part made of glass lessens the warmth misfortune from the gatherer surface. The safeguard plate material can be thermally steady polymers, steel, copper or aluminum which can be covered and painted dark to build the absorptivity. Figure 1.2 shows the run of the mill segments of a FPC.

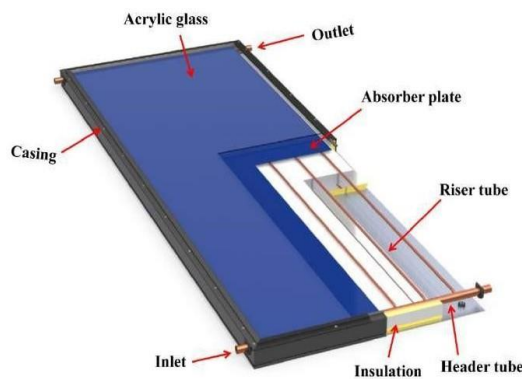


Fig.1.2 Cross section of basic components of FPC Application of solar thermal technology

The different uses of sun based warm innovation are shown in Fig.1.3. These are for the most part for heat applications and force applications. Contingent on the application temperature, sun powered warm innovation for heat applications is additionally arranged into

low, medium and high-temperature frameworks.

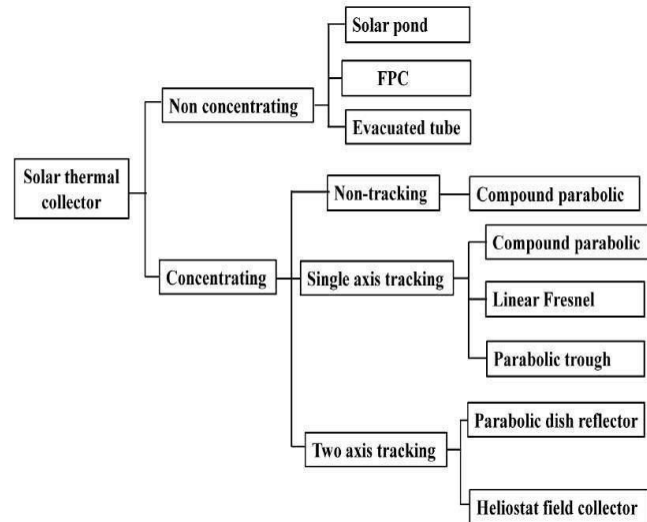


Fig.1.3 Applications of solar thermal technology Motivation

The energy emergency during the Second World War constrained a few nations that were exceptionally reliant upon petroleum derivative to focus for delivering cutthroat and climate amicable fuel source. Courtney and Dorman (2003) detailed the chance of complete exhaustion of raw petroleum inside 40 – 70 years and flammable gas inside 50 years. There is likewise an overall concern in regards to future energy interest. What's more, the increment in nursery emanation coming about because of energy creation Dow and Downing (2006) called attention to an increment of world normal temperature from 1.4 °C to 5.8 °C continuously 2100 because of utilization of petroleum derivative as energy source. The answer for the above-said challenge lies in the usage of environmentally friendly power. Sunlight based energy and energy from biogas are broadly acknowledged as spotless, low starting expense, natural cordial, modest having higher potential and limitless wellspring of sustainable power.

This section presents the audit of writing on sun oriented warm framework and nuclear power stockpiling alongside the strategies to improve the exhibitions of the equivalent. Segments 2.1 – 2.3 momentarily depict the presentation of sunlight based energy and survey on sun based water warming authorities. Impact of different working boundaries on the exhibition of sun powered warming frameworks is introduced in area 2.4. The survey on exergy investigation and mathematical examination on the level plate sun based gatherer are accounted for in segments 2.5 to 2.6. Writing identified with the nuclear power stockpiling and exhibitions are introduced in segment 2.7. The upgrade method for stage change material is accounted for under area 2.8. Area 2.9 presents the warm administration methods for anaerobic absorption measure. The different methods utilized for controlling temperature inside biogas digester are accounted for in area 2.10. At last, rundown of the writing audit is introduced in segment 2.11.

### Flat Plate Solar Collector

FPCs with metal safeguard plate and covers are the best gadgets that convert sun based energy into warm at sensible cost without influencing the climate (Janjai et al. 2000 and Kalogirou 2009). These authorities can warm the functioning liquid to a greatest temperature of 80 °C – 120

°C (Duffie and Beckman 1991 and Sukhatme and Nayak 2008). Despite the fact that temperature rise is little, it enjoys the benefit of effortlessness in plan with lower support cost (Tchinda 2009). Janjai et al. (2000) announced FPC as generally effective and straightforward methods for gathering sun oriented energy for water warming application. Be that as it may, Madhusudan et al. (1981) had revealed 22-30%, 5-7%, and 5-10% as the misfortunes because of convection, radiation from the front surface of the safeguard and radiation from the back surface of the authority, separately.

**Factors Affecting the Performance of Flat Plate Collector**

The exhibition of a FPC is influenced by different components. These variables are stream rate, conveyance of the glass, emissivity of the safeguard plate, gatherer slant point, tube dividing, air hole among plate and frosting, safeguard plate covering, delta water and encompassing temperature, sun based insolation, wind speed, number of frosting covers, top warmth misfortune coefficient, and so forth (Sekhar et al. 2009 and Ho-Mingyeh et al. 1999). Investigation of these variables is important to upgrade the warm effectiveness of the sun oriented authority.

**Effect of tube spacing and geometry**

Ghamari and Worth (1992) performed test examination on the impact of cylinder dispersing on warm proficiency and cost adequacy. They announced higher warm effectiveness with tube dispersing of 16 cm. Similar investigation with tube dispersing of 11 cm and 16 cm on warm execution of FPC was conveyed by Fatigun et al. (2013). They discovered higher warm execution with dividing of 16 cm followed by 11cm. Higher cylinder separating brings about an increment in the general expense of the gatherer. Hobbi and Siddiqui (2009) performed exploratory examination on different cylinder Matuska et al. (2009) anticipated the warm proficiency of a sunlight based authority for

Different protection thicknesses. The outcome shows uncommon expansion in warm productivity when the protection thickness expanded from 20 to 50 mm. Past 50 mm, the warm proficiency nearly stayed steady. Comparable examination by Jafarkazemiet al. (2013) uncovered that the increment in protection thickness past 50 mm don't have any altogether impact on the warm productivity or exergy effectiveness of a FPC.

**Thermal Analysis of Solar Flat Plate Collector Coupled with Heat Storage**

Table - 3.1 Materials and properties used for the designing of flat plate collector

Part name	Material
Absorber plate	Copper
Casing	Wood and aluminum sheet
Flow cross section	Circular
Insulation	Glass wool
Fins	Copper
Riser tube and header tube	Copper
Thermal conductivity of the plate	385 W/m.K
Density of the plate material	8960 kg/m <sup>3</sup>
Specific heat of water	4200 J/ kg.K
Absorptivity of the absorber plate	0.95
Glass cover emissivity	0.85
Bond conductance	30 W/m.K
Insulation thermal conductivity	0.044 W/m.K
Location of the collector	Guwahati, 26. 7° N, 91.7° E

The riser and header tube game plan comprise of 10 straight and twisted cylinders which were masterminded in equal. The breadths of the riser and header tubes were 12.5 mm and 25 mm, individually. The risers were associated with the header by penetrating and brazing. The highest point of the authority was covered by 4.0 mm thick acrylic glass having great optical properties and appended to side of the gatherer with aluminum outline. To diminish the general warmth misfortune coefficient, an ideal air hole of 30 mm was kept up between the glass and the safeguard plate. To accomplish better warmth move rate, a 0.7 mm slim copper safeguard plate was appended over the riser tubes by fastening. The outside of the safeguard plate was cleaned to eliminate dust and painted with dark ink to expand the absorptivity. The side and back of the gatherer was protected by 50 mm thick glassfleece to lessen heat misfortunes from the authority. Figures 3.1 (a) and (b) shows the charts for straight and twisted cylinder authorities. The plan detail of this are introduced in Appendix-A. The itemized particulars of the two sunlight based authorities are introduced in Table 3.2.

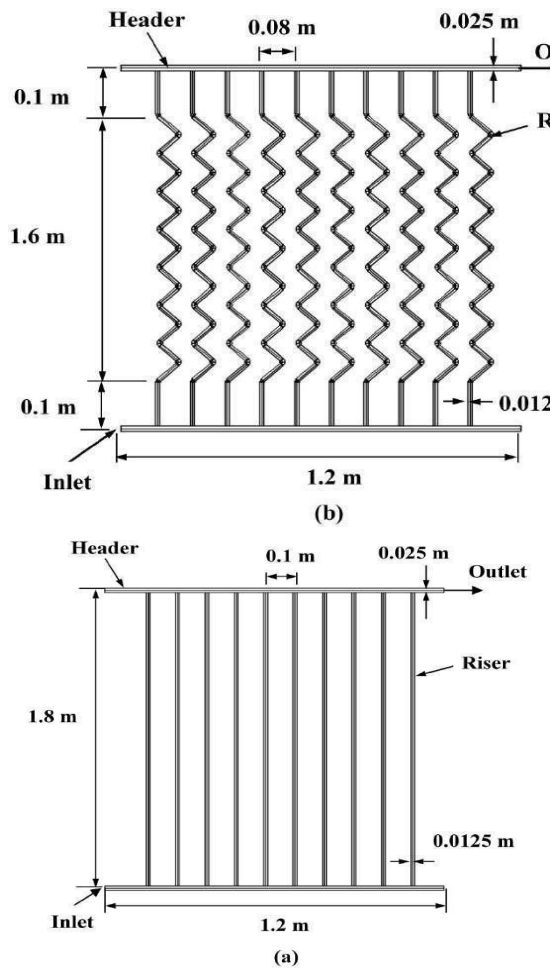


Fig.5.1 Schematic of (a) straight tube and (b) bent tube collector

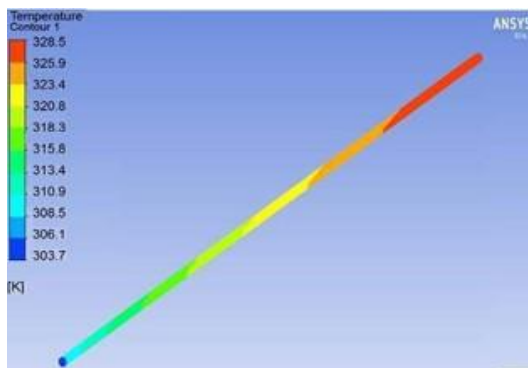


Fig.5.2 Variation of water temperature along the riser pipe at Model Validation Using Bent Tube Collector 11:00 h

Figure 5.3 addresses the variety of temperature across the power source tube breadth. The temperature at the cylinder surface is 18 K higher contrasted with the middle. As one side of the cylinder is brazed with the hot safeguard

plate, the temperature dispersion at one side of the cylinder is higher contrasted with the opposite side. The warmth move happens in a grouping of radiation, conduction through the cylinder thickness followed by convection inside the cylinder. Since it requires some investment for the warmth stream to arrive at the focal point of the cylinder by convection, the water temperature at the focal point of the cylinder is lower than at the surface

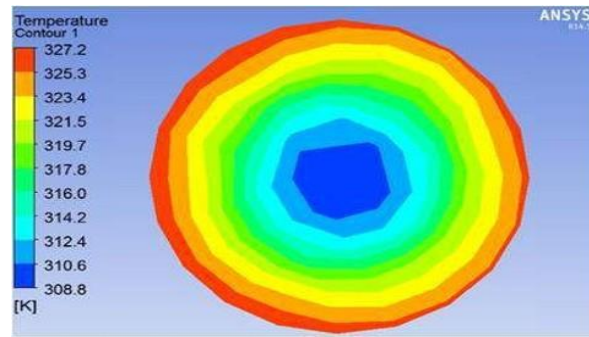


Fig.5.3 Simulated water temperature at the outlet pipe at 11:00 h

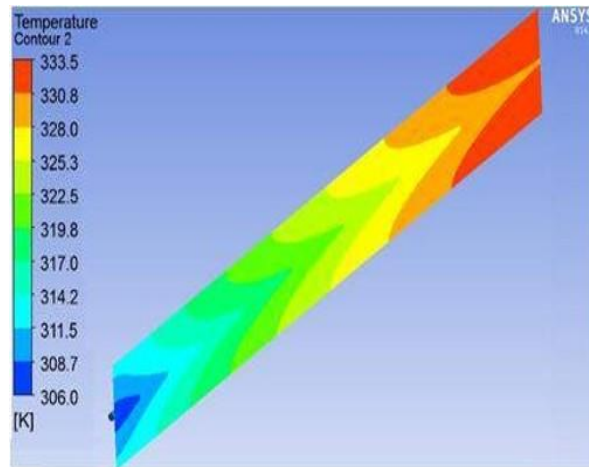


Figure 5.4 represents the variety of safeguard plate temperature at the top surface. The temperature variety across the safeguard plate length demonstrates a distinction of 25 K between the bay and outlet side of the plate

Fig. 5.4 Simulated absorber plate temperature at the top surface at 11:00 h

Since heat is consumed by the chilly liquid moving through the riser tube which is in touch with the safeguard at the mid-width area, there was a variety of around 5 K across the plate width..

Temperature distribution of the bent tube collector

Variety of reproduced CFD aftereffects of the power source water temperatures along the twisted cylinder at stream pace of 0.0083 kg.s-1



is portrayed in Fig.5.5. The varieties of water temperature along the length of the bowed cylinder at 12:00 h displayed in Fig.5.5 show higher water outlet temperatures at the upper bit of the cylinder contrasted with the lower parcel. Since the section of the liquid is at the lower segment of the authority, the temperature at the upper segment was higher contrasted with the lower part of the gatherer.

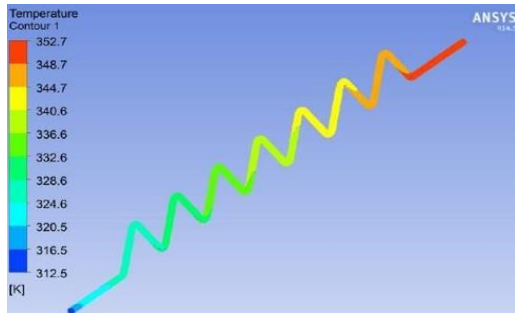


Fig.5.5 Variation of water temperature along the tube interface at 12.00 h

Figure 5.6 presents the variety of temperature across the power source tube measurement at 12:00 h. Since practically 50% of the cylinder side was brazed with the hot safeguard plate, the water temperature at the focal point of the cylinder was 6 K lower than at the surface. The warmth move was occurring by a succession of radiation, conduction through the cylinder thickness followed by convection inside the cylinder. Because of this, it sets aside more effort for the warmth to arrive at the focal point of the cylinder by convection

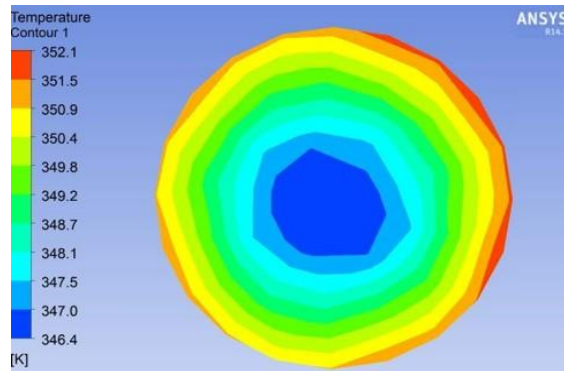


Fig.5.7 Variation of water temperature at the outlet pipe at 12.00 h

Figure 5.7 illustrate the variety of safeguard plate temperature at 12:00 h. Variety of temperature across the safeguard plate length demonstrates a distinction of 38 K between the

gulf side and outlet side of the plate. Warmth is consumed by chilly liquid moving through the riser tube. Since the riser tube is in touch with the safeguard at the mid-width area, there is a variety of around 6 K across the plate width.

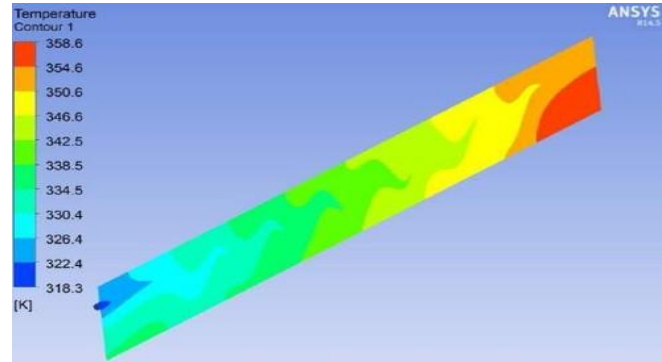


Fig.5.8 Variation of absorber plate temperature at 12.00 h

Pressure Drop and Pumping Power in Straight and Bent Tube Collector

**Variation of pressure drop**

Pressing factor drop inside the sunlight based gatherer happen because of frictional opposition, joints and lightness power. In the current examination, the pressing factor drop is resolved thinking about just frictional obstruction and fitting joints. Head misfortune because of fitting joint was resolved during the water stream from lower header to the safeguard tube. Head misfortune because of contact of liquid was resolved utilizing Eq. (3.31). The variety of pressing factor drop versus mass stream rate is portrayed in Fig.5.9. It is apparent from the figure that expanding the mass stream rate diminished the pressing factor drop and expanded the rubbing factor. For the explored stream rates, the pressing factor drop in bowed cylinder gatherer was

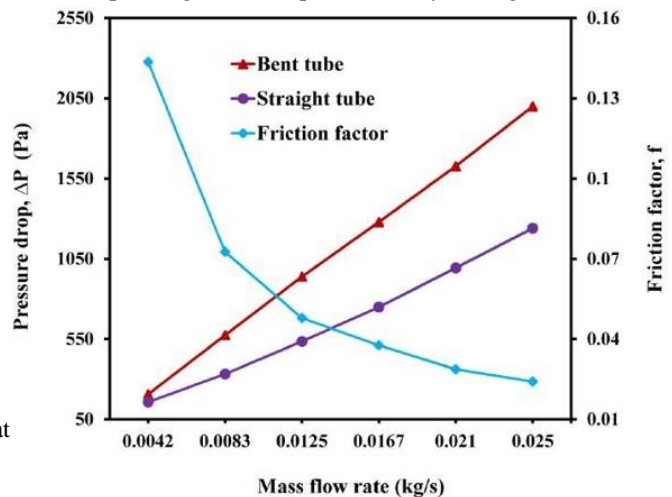


Fig.5.9 Variation of pressure drop and friction factor versus mass flow rate

### 5.8.2 Variation of pumping power

The pressing factor drop because of lightness power, grinding and fitting assumes a crucial part in deciding siphoning power. The siphoning power was resolved utilizing Eq. (3.33). The variety of siphoning power versus mass stream rate is portrayed in Fig. 5.10

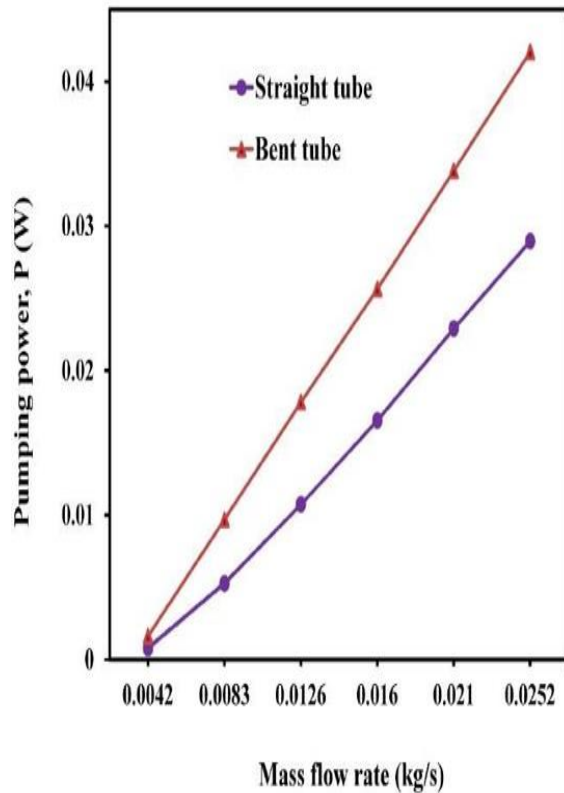


Fig.5.10 Variation of pumping power versus mass flow rate

It tends to be seen from the figure that for the two authorities the siphoning power expanded with the increment of mass stream rate. The bowed cylinder authority required higher siphoning ability to flow the functioning liquid contrasted with the straight cylinder gatherer. At least mass stream rate, the siphoning power required for straight and bowed cylinder authorities were practically comparative. Cost needed for working the twisted cylinder sunlightbased authority at a mass stream pace of 0.025kg/s was INR ₹1.96 for 8 h activity while this expense was INR ₹ 0.96 for straight cylinder gatherer. This demonstrates the twisted cylinder authority required multiple times higher working expense than the straight cylinder gatherer.

### Effect of Operating Parameters on Thermal Efficiency

Parametric investigation was done for straight tuber gatherer utilizing different information boundaries like channel water temperature, encompassing temperature, stream rate, sun oriented insolation, optical proficiency and warmth misfortune coefficient. For the straight riser tube model a stream speed of 0.03 m/s, sunlight based insolation 700 W.m<sup>-2</sup>, safeguard plate temperature 343 K, gulf water temperature 303 K, encompassing temperature 298 K, wind speed 3 m/s, authority slant point 22.5° and gatherer space of 1.8 m<sup>2</sup> were thought of. The material properties like conductivity of the protection material 0.004 W/m.K, emissivity of the plate ( $\epsilon_p = 0.1$ ) and emissivity of the glass ( $\epsilon_g = 0.85$ ) were taken from standard plan books(Duffie and Beckman 2013). Since the stream is violent for higher water stream rates, stream was displayed with the standard k- $\epsilon$  model. The parametric investigation was directed dependent on the plan introduced in segment 3.2.

### Effect of ambient temperature on thermal efficiency

Figure 5.11 shows the aftereffects of warm effectiveness and outlet water temperatures versus encompassing temperature at bay water temperature of 303 K, channel water speed of 0.03 m/s and 700 W.m<sup>-2</sup> solar insolation.

As the surrounding temperature increments from 278 K to 313 K, the warm productivity and outlet water temperature increments from 32% to 66% and 311.7 K to 320.7 K, separately. As the surrounding temperature builds, the authority heat misfortune diminishes in this way expands the warm proficiency of the sunlight based gatherer. With higher encompassing temperature, the gatherer gets heat from the sun just as from the encompassing environment in this way builds the power source water temperature.

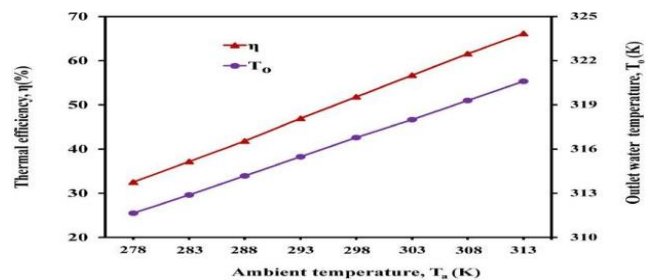


Fig.5.11 Thermal efficiency and outlet water temperature versus ambient temperature

5.10.2 Effect of inlet water temperature on thermal efficiency

Variety of authority effectiveness and outlet water temperature versus gulf water temperature for a water speed of 0.03 m/s, surrounding temperature of 298 K and sun based insolation of 700 W.m-2 is displayed in Fig.5.28.

As the channel water temperature increments from 293 K to 318 K, the warm effectiveness of the authority diminishes from 62.5% to 37.3% though the power source water temperature increments from 309.3 K to 328.1 K. Since at higher bay water temperature,  $\Delta T$  diminishes in this way diminishes the warm effectiveness.

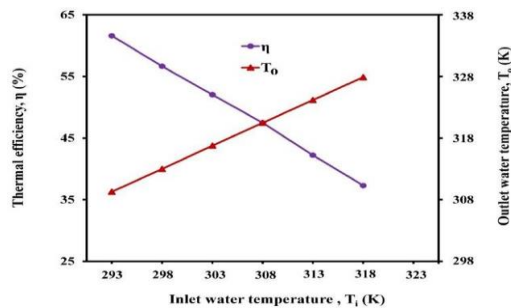


Fig.5.12 Thermal efficiency and outlet water temperature versus inlet water temperature

5.10.3 Effect of solar insolation on thermal efficiency

Plots of warm effectiveness and outlet water temperature versus sunlight based insolation at water stream pace of 0.03 m/s, 298 K surrounding temperature and bay water temperature of 330 K is displayed in Fig. 5.13.

Expanding the sun based insolation from 150 W.m-2 to 1050 W.m-2 increases the warm effectiveness from 33% to 53% and outlet water temperature from 304.9 K to 325.3 K, separately. The expansion in sun based insolation prompts expansion in heat gain and authority heat move rate bringing about expansion in the warm proficiency and outlet water temperature.

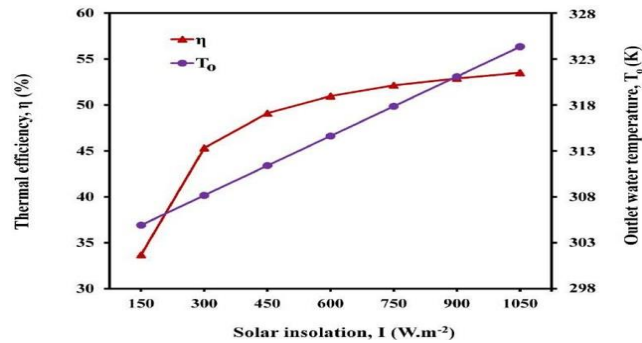


Fig.5.13 Thermal efficiency and outlet water temperature versus solar insolation

5.10.4 Effect of flow rate on thermal efficiency

Figure 5.14 shows the plot of authority effectiveness and outlet water temperature versus bay water speed at 303 K gulf water temperature, 298 K surrounding temperature and 700 W.m-2 solar insolation.

As the water stream speed increments from 0.03 m/s to 0.16 m/s, the power source water temperature diminishes from 318 K to 307 K though the gatherer warm productivity increments from 50.7% to 80.1%, separately. As the water stream rate builds, the warmth move rate expands prompting the reduction in plate temperature. This outcomes in a reduction in heat misfortunes from the framework with an associative expansion in warm effectiveness.

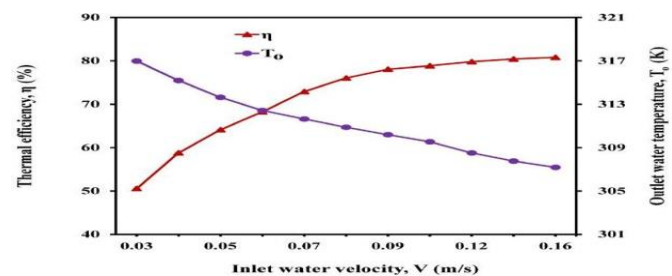


Fig.5.14 Thermal efficiency and outlet water temperature versus inlet water

5.10.5 Effect of plate material on thermalefficiency

The main segment in FPC is safeguard plate, which assimilates the sun powered radiation and moves warmth to the risers and liquid medium. The material properties of safeguard plate assume a significant part in heat move from the safeguard to the riser tubes. The impact of gatherer energy misfortune boundary  $((T_i - T_a)/I)$  on the warm effectiveness at a water

speed of 0.03 m/s, surrounding temperature 298K and sun based insolation 700 W.m<sup>-2</sup> were considered utilizing copper, aluminum, and steel as the safeguard plate materials. The aftereffects of the investigation are displayed in Fig. 5.15. The figure demonstrates that the warm effectiveness of the authority diminishes with expansion in heat misfortune boundary for all materials. Higher warm proficiency is gotten when copper is utilized as the plate material though the most un-warm productivity was acquired with steel as the plate material. This is because of the greater warm conductivity of copper contrasted with aluminum and steel. The warm effectiveness of the gatherer was just 2% less with aluminum as the plate material contrasted with copper

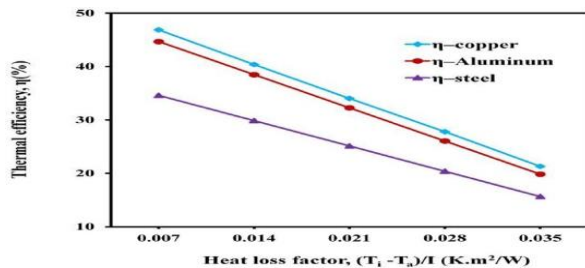


Fig.5.15 Variation of thermal efficiency versus time for different absorber plate materials

#### 5.10.6 Effect of transmissivity coefficient on thermal efficiency

The optical attribute of the glass cover is a significant boundary for FPC effectiveness. Figure 5.16 presents variety of warm proficiency versus transmissivity coefficient by differing emissivity of the glass ( $\tau_g$ ) and keepings any remaining boundaries consistent. The figure uncovers that the warm productivity is straightly expanding with the transmissivity coefficient of the glass cover. Higher transmissivity proportion of glass cover results higher warm proficiency.

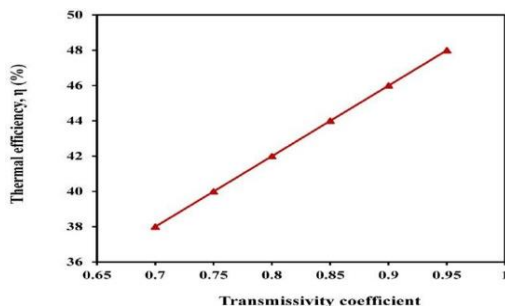


Fig.5.16 Variation of thermal efficiency versus transmissivity coefficient

#### 5.10.7 Effect of wind speed on thermalefficiency

The variety of warm proficiency versus wind speed is addressed in Fig. 5.17. The connection between in general warmth misfortune and windspeed was dictated by Eq. (B10) and Eq. (3.11) is utilized for connecting heat misfortune with warm productivity. Figure 5.33 shows that as the breeze speed increments from 2 m/s to 14 m/s, the convective warmth misfortunes increments in this way decreasing the warm productivity from 49% to 46.5%. Subsequently covering with coating material is obligatory to lessen the general warmth misfortune from the sun based gatherer.

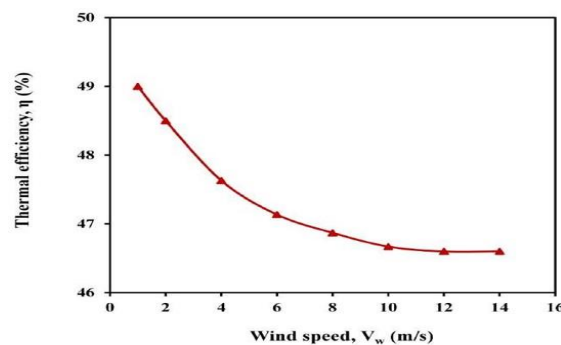


Fig.5.17 Variation of thermal efficiency versus wind speed

### CONCLUSIONS

The current proposition examines the exhibition assessment of a constrained convection sunlight based warm framework involving straight cylinder gatherer, twisted cylinder authorities and an inactive warmth stockpiling framework. Thusly, the exhibition of an uncontrolled framework for warming biogas digester was explored utilizing the coordinated warm frameworks. At last, a controlled warming framework coordinated with the idle warmth energy stockpiling framework was created. The segments of the sun based water warming framework were planned dependent on the accessible sun based radiation, mass stream pace of water and energy prerequisite. The straight and twisted cylinder sun oriented gatherers have been assessed tentatively just as mathematically dependent on energy and exergy investigation. Examinations were done at various mass stream pace of water with 0.0083 kg.s<sup>-1</sup>, 0.0125 kg.s<sup>-1</sup>, 0.016 kg.s<sup>-1</sup>, 0.021 kg.s<sup>-1</sup> and 0.025 kg.s<sup>-1</sup>. The mathematical model considered a solitary straight riser cylinder and twisted riser tubes appended with a safeguard plate at the base to anticipate outlet water and safeguard plate temperature. Mathematical outcomes were same as per the test results. The impacts of differed boundaries on energy and exergy efficiencies were likewise researched.

The paraffin wax put together LHS was planned based with respect to the accessible temperature from the sunlight based



authority and the necessary temperature for biogas creation. Choice in regards to number of cylinders, chamber direction and cylinder game plan was shown up at with the assistance of mathematical model which guaranteed cost adequacy and effective inert warmth stockpiling framework. The exhibition of the shell and cylinder type LHS during charging and releasing cycle were examined tentatively just as mathematically. For the mathematical model, Boussinesq guess was utilized to represent the lightness of the liquid layer of the stage change material. Darcy law's source term was additionally used to incorporate the speed of the stage change material.

Compelling warmth limit strategy was remembered for the model for joining the idle warmth with the particular warmth of the stage change material. Since the conductivity of paraffin wax is low, upgrade in warm conductivity was discovered to be fundamental. The scattering of Al<sub>2</sub>O<sub>3</sub> nanoparticle (nanofluid) in unadulterated paraffin wax and examination with unadulterated paraffin wax was explored mathematically and approved with the prior distributed work. Execution boundaries like dissolve portion, charging/releasing time, energy stockpiling/release rate were surveyed for different working conditions. At last, the utilization of the coordinated warm framework with controlled and uncontrolled examinations was explored. The synopsis of the researched level plate sunlight based authority, paraffin wax based dormant warmth stockpiling and the coordinated sun oriented warm framework are given in the accompanying subsections.

#### Result of flat plate solar collector

Exploratory examination on the presentation of sunlight based water warming gatherer utilizing exergy and energy investigation for both straight and bowed cylinder authorities under different climate conditions have been done and approved with mathematical outcomes. The huge finishes of the current examination are as per the following:

The most extreme deviation blunder in forecast of outlet water temperature and safeguard plate temperature utilizing straight cylinder gatherer was 5% and 2%, individually.

The most extreme deviation blunder in forecast of outlet water temperature and safeguard plate

temperature utilizing bowed cylinder gatherer was 4.8% and under 4%, separately.

At higher sun powered insolation, the mistake among test and anticipated outcome was higher. Be that as it may, the mistake esteem was lower at lower sun oriented insolation.

The 3-D time-arrived at the midpoint of mathematical model reproduction offers another course for foreseeing the power source water and safeguard plate temperature which will be useful for planning effective sun based water warming frameworks.

For all examined stream rate, the plate temperature acquired from the investigation was higher than mathematical qualities, however the converse was valid for outlet water temperature.

The normal exergy productivity at stream pace of 0.0125 kg/s for the straight cylinder authority was 3.68% while for the twisted cylinder gatherer the comparing esteem was 4.4%.

The top warm productivity of the twisted cylinder authority was 20% higher than the straight cylinder gatherer for the researched mass stream rate.

The greatest outlet water temperature of the twisted and straight cylinder was seen to be 334 K and 328 K at 0.0083 kg/s stream rate while the base was 313 K and 310 K at 0.025 kg/s pace of stream.

Outlet water temperature in the reach 303 K – 340 K was accomplished for the explored sunlight based water warmer. Subsequently, this framework could be viewed as a substitute alternative for warming biogas digester for developing of methane shaping microbes.

#### REFERENCE

1. Agarwal, V. K., and D. C. Larson, Calculation of the top misfortune coefficient of a level plate authority. Sunlight based Energy. 27 (1) (1981) 69-71.
2. Agyenim, Francis, Neil Hewitt, Philip Eames, and Mervyn Smyth, A survey of materials, heat move and stage change issue definition for inactive warmth nuclear power stockpiling frameworks (LHTESS). Inexhaustible and Sustainable Energy Reviews. 14 (2) (2010) 615-628.
3. Ai, Desheng, Lizan Su, Zhe Gao, Changsheng Deng, and Xiaming Dai, Study of ZrO<sub>2</sub> nanopowders based stearic corrosive stage change materials. Particuology. 8 (4) (2010) 394-397.
4. Akgün, Mithat, Orhan Aydın, and Kamil Kaygusuz,

- Experimental investigation on softening/hardening qualities of paraffin as PCM. *Energy Conversion and Management*. 48 (2) (2007) 669-678.
5. Akpınar, Ebru Kavak, and Fatih Koçyigit, Energy and exergy investigation of another level plate sun powered air warmer having various snags on safeguard plates. *Applied Energy*. 87 (11) (2010) 3438-3450.
  6. Akhtar, N., and S. C. Mullick, Computation of glass-cover temperatures and top warmth misfortune coefficient of level plate sun oriented authorities with twofold frosting. *Energy*. 32 (7) (2007)1067-1074.
  7. Al-Ansary, Hany, and O. Zeitoun, Numerical investigation of conduction and convection heat misfortunes from a half-protected air-filled annulus of the recipient of an explanatory box authority. *Sun powered Energy*. 85 (11) (2011) 3036-3045.
  8. Alta, Deniz, Emin Bilgili, C. Ertekin, and Osman Yaldiz, Experimental examination of three diverse sun based air warmers: Energy and exergy investigations. *Applied Energy*. 87 (2010) 2953-2973.
  9. Altfeld, K., W. Leiner, and M. Fiebig, Second law improvement of level plate sun powered air radiators Part I: The idea of net exergy stream and the displaying of sunlight based air warmers. *Sun based Energy*. 41 (2) (1988) 127-132 and 309-317.
  10. Alshamaileh, Ehab, Testing of another sun powered covering for sun based water warming applications. *Sun based Energy*. 84 (9) (2010) 1637-1643.